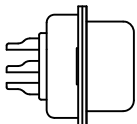
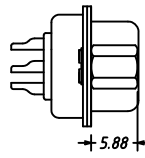


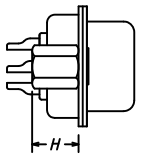
No accessories



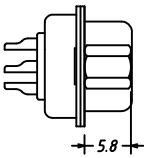
Front rivet no hole nut type



Front rivet hole nut type



Rear rivet hole nut type



hole rivet nut type
front lock screw

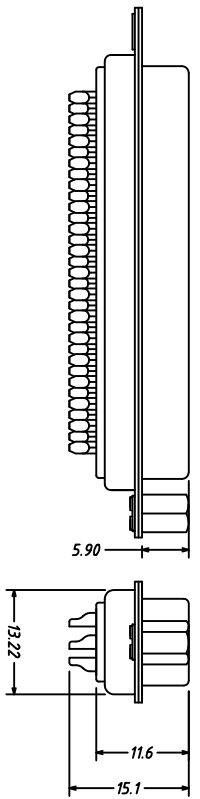
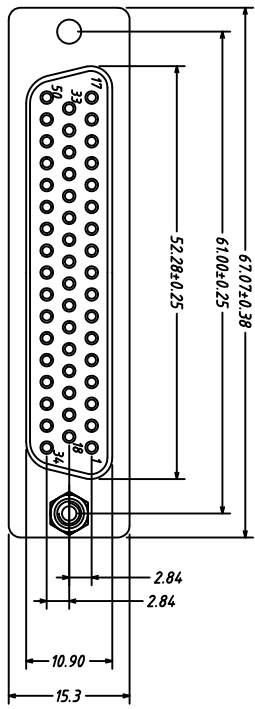
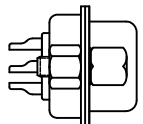


Table 1

CODE	H
D	3.00
E	3.00
K	4.00
N	6.30
A	5.80

Table 2

Gold Plated		Selective Gold Type			
CODE	Contact Area	Other Area	CODE	Contact Area	Other Area
C1	Gold Flash	Gold Flash	E1	Gold Flash	Tin plated
C2	Gold 3u"	Gold Flash	E2	Gold 3u"	Tin plated
C3	Gold 10u"	Gold Flash	E3	Gold 10u"	Tin plated
C4	Gold 15u"	Gold Flash	E4	Gold 15u"	Tin plated
C5	Gold 30u"	Gold Flash	E5	Gold 30u"	Tin plated

SPECIFICATIONS:
ELECTRICAL SPECIFICATION

Contact Current Rating: 5 Amperes
Dielectric Withstanding Voltage: AC 1000/60ses.r.m.s.
Insulation Resistance: 5000 Megohm Min. at DC 500V
Contact Resistance: 25 milliohm Max.
Operating Temperature: -55°c ___ +105°c

MATERIALS:

Contacts: Brass or Phosphor bronze
Contacts: See number description
Insulator: PBT+G.F UL94V-0
Shell: Steel or Stainless steel

PART NO:

ZDB 009 F E L D N 3 0

- 1. D-SUB Female Dual Row solder Type(Stamped PIN)
- 2. Board lock material: N/A
- 3. Contact No.: 50=50PIN
- 4. Contact Type: M=Female type (stamped PIN)
- 5. Contact plating: See table 2
- 6. Assembly: A=Rear rivet hole hexagon nut,5.8mm
B=No accessories
C=Front rivet no hole hexagon nut,5.8mm
D=Rear rivet hole hexagon nut,3.0mm
K=Rear rivet hole hexagon nut,4.0mm
L=Rear rivet hole hexagon nut,6.5mm
N=Rear rivet hole hexagon nut,6.3mm
- 7. Accessories: 0 : No accessories
E : Lock brass hexagon screw,5.8*12.8mm
G: Lock iron hexagon screw * 4.8*12.8
H : Lock iron hexagon screw * 4.8*9.6mm
J : Lock iron hexagon screw * 5.8*12.8mm
K : Lock brass hexagon screw,4.8*11.8mm
- 8. Shell material and Plating: N=SPCC,Plating nickel
A=SPCC,front shell plating nickel and rear shell tin
D= Stainless steel,Passivation
C=Stainless steel, Plating nickel
T=SPCC,Plating Tin
- 9. Color: 1=White
2=Blue
3=Black
- 10. Remark:

MARK	DESCRIPTION	REVISIONS	DATE	REVISED	APPROVED

DSND	HRJANGJM	DATE	2011-12-01	SCALE	
CHKD		VIEW		UNIT	mm
APPD					
Dongguan Fishu Electronic Technology Co.,Ltd			Part No: ZDB 050 F(S) x x x x x x x		
Tel:0755-81765247/41 Fax:0769-81765203			Customer Part No:(DWG NO)		

unless otherwise specified tolerance: .X±.38, .XX±.25, .XXX±.15, ANG±2°