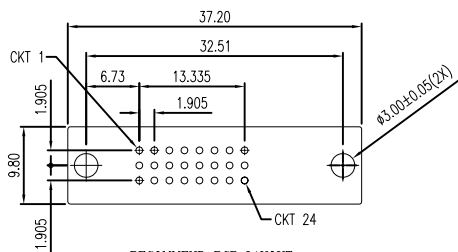
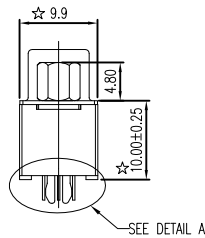
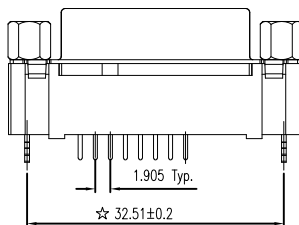
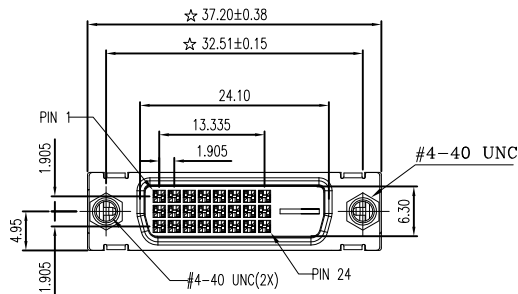
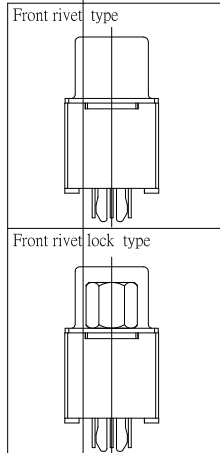
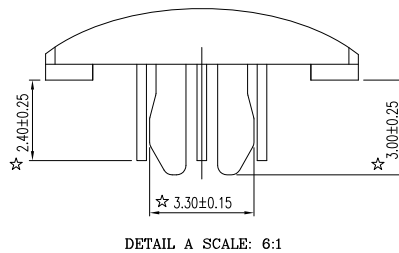


RoHS



RECOMMEND PCB LAYOUT
TOLERANCE ±0.05



SPECIFICATIONS:
ELECTRICAL SPECIFICATION

Contact Current Rating: 1.5 Amperes
Dielectric Withstanding Voltage: AC 500/60ses.r.m.s.
Insulation Resistance: 1000 Megohm Min. at DC 500V
Contact Resistance: 30 milliohm Max.
Operating Tempetature: -55°c ~ +85°c

MATERIALS:

Contacts: Brass or Phosphor bronze
Insulator: PBT+G.F UL94V-0
Shell: Steel

PART NO:

ZVP 009 F E 1 D O N 3 0
1 2 3 4 5 6 7 8 9 10

- DVI Female straight Type(Stamped PIN)
- Dimension:
A: 10.0mm
- Contact No. :
18=(18+0)PIN 24=(24+0)PIN
- Contact Type:
F=Female type (Stamped PIN)
- Contact plating :
See table 3
- Assembly :
B: Front rivet type

- Accessories :
0 : No accessories
E : Lock brass hexagon screw,5.8*12.8mm
G : Lock iron hexagon screw · 4.8*12.8
H : Lock iron hexagon screw · 4.8*9.6mm
J : Lock iron hexagon screw · 5.8*12.8mm
K : Lock brass hexagon screw,4.8*11.8mm
- Shell material and Plating:
N=SPCC,Plating nickel
- Color :
1=White
- Remark:

Table 3

Selective Gold Type		
CODE	Contact Area	Other Area
E1	Gold Flash	Tin plated
E2	Gold 3u"	Tin plated
E3	Gold 10u"	Tin plated
E4	Gold 15u"	Tin plated
E5	Gold 30u"	Tin plated

unless otherwise specified tolerance:

. X ± . 38,
. XX ± . 25,
. XXX ± . 15,

ANG ± 2°

DSND	HUANGJM	DATE	2011-12-01	SCALE:		NAME:	DVI 24+0 Female straight ,10.0mm Tyoe(Stamped PIN)
CHKD				VIEW:		Part No:	ZVP-AXXFXBXXXX
APVD				UNIT:	mm	Customer Part NO:(DWG NO.)	



Dongguan Fushu Electronic Technology Co.,Ltd
Tel:0755-81765247/41 Fax:0769-81765203

MARK	DESCRIPTION	DATE	REVISED	APPROVED	REVISIONS