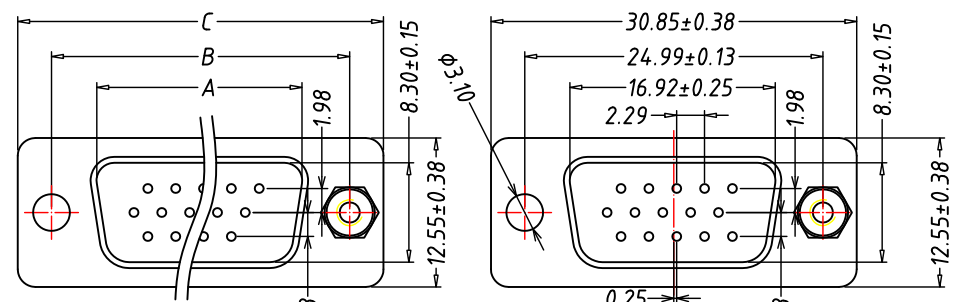
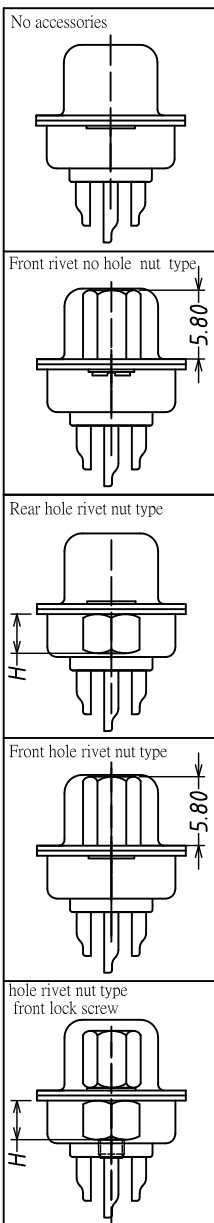
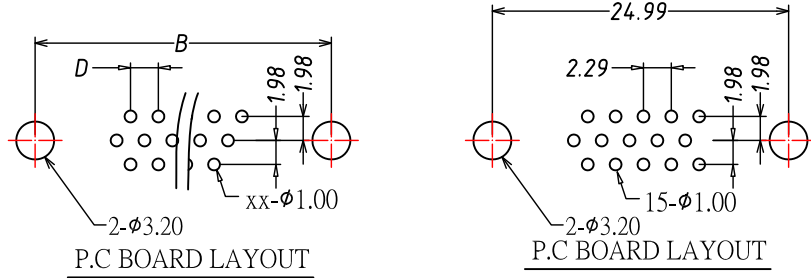
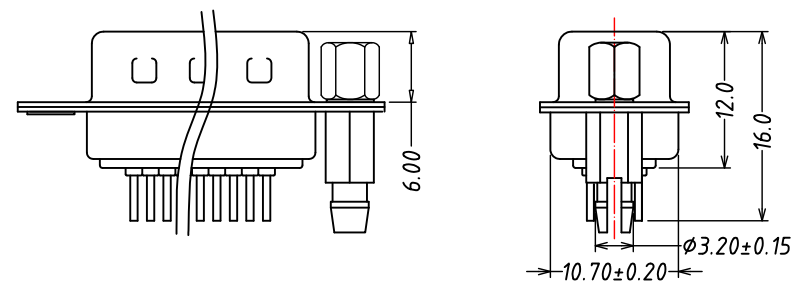


RoHS



(26~62PIN)

15PIN



P.C BOARD LAYOUT

P.C BOARD LAYOUT

(26~62PIN)

15PIN

Table 1

CODE	H
D	3.00
E	3.00
K	4.00
N	6.30
A	5.80

Table 2

NUMBER OF CONTACTS	A	B	C	D
	±0.25	±0.13	±0.38	±0.08
15	16.33	24.99	30.85	2.29
26	24.66	33.32	39.14	2.29
44	38.38	47.04	53.04	2.29
62	54.84	63.50	69.32	2.41

SPECIFICATIONS:  
ELECTRICAL SPECIFICATION

Contact Current Rating: 3 Amperes  
Dielectric Withstanding Voltage: AC 1000/60ses.r.m.s.  
Insulation Resistance: 5000 Megohm Min. at DC 500V  
Contact Resistance: 25 milliohm Max.  
Operating Tempetature: -55°c ~ +105°c

MATERIALS:

Contacts: Brass  
Contacts: See number description  
Insulator: PBT+G.F UL94V-0  
Shell: Steel or Stainless steel

PART NO:

ZHP 015 M E 1 D 0 N 3 0  
1 2 3 4 5 6 7 8 9 10

- D-SUB P.C.B Male Three Row Straight Tyoe(Stamed PIN)
- Board lock material: N/A
- Contact No.: 09=9PIN, 15=15PIN, 25=25PIN, 37=37PIN
- Contact Type: M=Male type, Brass (stamped PIN)
- Contact plating: See table 3
- Assembly: A=Rear rivet hole hexagon nut, 5.8mm; B=No accessories; C=Front rivet no hole hexagon nut, 5.8mm; D=Rear rivet hole hexagon nut, 3.0mm; K=Rear rivet hole hexagon nut, 4.0mm; L=Rear rivet hole hexagon nut, 6.5mm; N=Rear rivet hole hexagon nut, 6.3mm
- Accessories: 0: No accessories; E: Lock brass hexagon screw, 5.8\*12.8mm; G: Lock iron hexagon screw, 4.8\*12.8; H: Lock iron hexagon screw, 4.8\*9.6mm; J: Lock iron hexagon screw, 5.8\*12.8mm; K: Lock brass hexagon screw, 4.8\*11.8mm
- Shell material and Plating: N=SPCC, Plating nickel; A=SPCC, Front shell plating nickel and rear shell tin; D=Stainless steel, Passivation; C=Stainless steel, Plating nickel; T=SPCC, Plating Tin
- Color: 1=White, 2=Blue, 3=Black
- Remark:

Table 3

Gold Plated			Selective Gold Type		
CODE	Contact Area	Other Area	CODE	Contact Area	Other Area
C1	Gold Flash	Gold Flash	E1	Gold Flash	Tin plated
C2	Gold 3u"	Gold Flash	E2	Gold 3u"	Tin plated
C3	Gold 10u"	Gold Flash	E3	Gold 10u"	Tin plated
C4	Gold 15u"	Gold Flash	E4	Gold 15u"	Tin plated
C5	Gold 30u"	Gold Flash	E5	Gold 30u"	Tin plated

DSND	HUANGJM	DATE	2011-12-01	SCALE:		NAME:	D-SUB P.C.B Male Three Row Straight Type(Stamed PIN)
CHKD				VIEW:			
APVD				UNIT:		mm	

Part No: ZHP 0xx M x x x x x x x

Customer Part NO:(DWG NO.)

unless otherwise specified tolerance:  
. X ± .38, ANG ± 2°  
. XX ± .25,  
. XXX ± .15,

Dongguan Fushu Electronic Technology Co., Ltd  
Tel: 0755-81765247/41 Fax: 0769-81765203

MARK	DESCRIPTION	DATE	REVISED	APPROVED
REVISIONS				