

RoHS Compliant

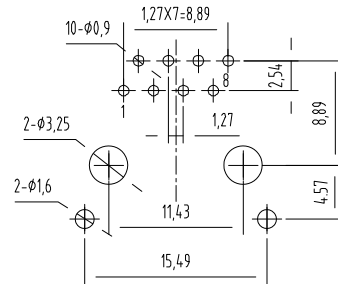
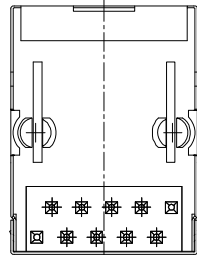
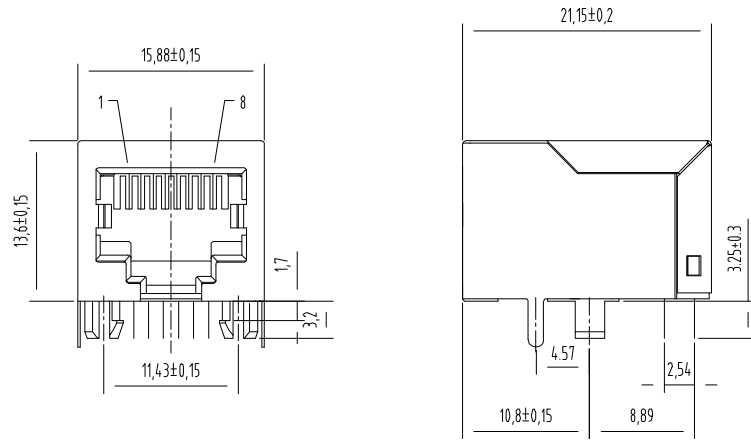
NOTES:

MATERIAL:

- 1. HOUSING MATERIAL : PBT,PA66,PA46(UL 94V-0)
- 2. CONTACT MATERIAL : ROUND PINS-0.46mm DIAMETER PHOSPHOR BRONZE; GOLD PLATING OVER NICKEL
- 3. SHIELD : 0.20mm THICKNESS COPPER ALLOY WITH NICKEL PLATED

ELECTRICAL/PHYSICAL:

- 1. VOLTAGE RATING : 125 VAC RMS
- 2. CURRENT RATING : 1.5 AMP
- 3. CONTACT RESISTANCE : 30 MILLIOHMS MAX2
- 4. INSULATION RESISTANCE : 500 MEGOHMS MIN @500V DC
- 5. DIELECTRIC WITHSTANDING RESISTANCE : 1000V AC RMS 60Hz. 1MIN
- 6. DURABILITY : 750 CYCLES MIN
- 7. TEMPERATURE : -40° C/+85°C



PC Board Layout
Component Side Shown

FSRJ4502 - X X - X X X X X X X

No. Of Positions	No. Of Contacts	Ports	Shield	Peg/Tab	Back Peg	Plastic	Gold Plating
6, 8 or 10	2, 4, 6, 8 or 10	1-1x1 2-1x2 4-1x4 5-1x5 6-1x6 8-1x8	0-w/O Shield 1-Shielded w/O EMI 2-Shielded w/ 1 EMI 3-Shielded w/ 2 EMI 5-Shielded w/ 4 EMI 7-Shielded w/ 6 EMI	1-Front Peg 4.57 2-Front Peg 3.68 3-Back Peg 3.05	0-w/O Back Peg 1-1 Back Peg 2-2 Back Peg 3-3 Back Peg	1-PBT 2-PA66 3-PA46	1-G/Fu" 2-3u" 3-6u" 4-15u" 5-30u" 6-50u"

DSND	HUANGJM	DATE	2018-1-18	SCALE:	
CHKD				VIEW:	
APVD				UNIT:	mm

NAME: RJ45 SIDE ENTRY
PCB JACK

Part No: FSRJ4501-XXXXXXX

Dongguan Fushu Electronic Technology Co.,Ltd
Tel:0755-81765247/41 Fax:0769-81765203

Customer Part NO:(DWG NO.)

MARK	DESCRIPTION	DATE	REVISED	APPROVED
REVISIONS				

unless otherwise specified tolerance:
MM
.00±0.25
.000±0.13
.0000±0.05