

RoHS Compliant

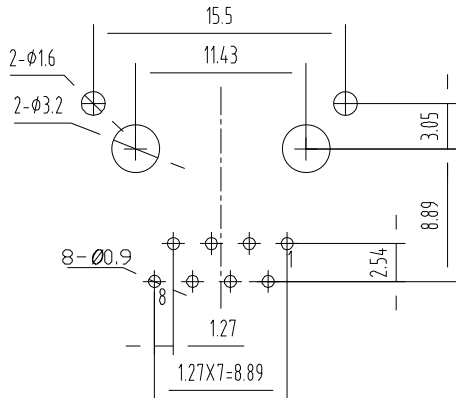
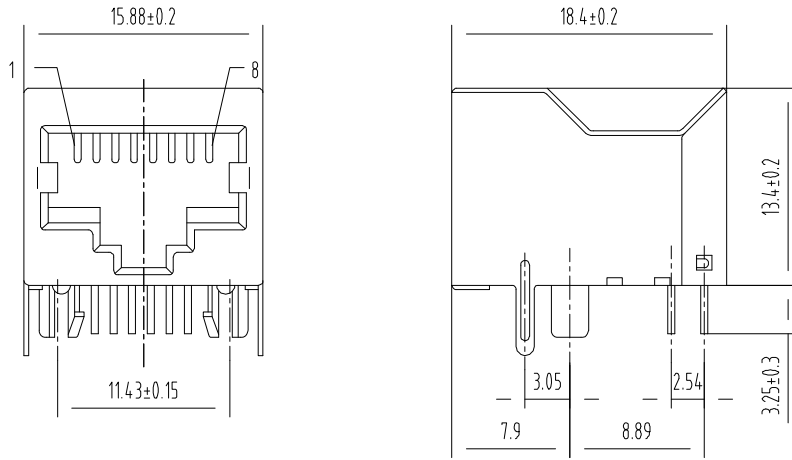
NOTES:

MATERIAL:

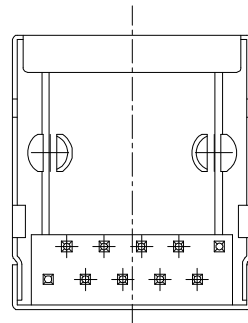
- 1. HOUSING MATERIAL : PBT,PA66,PA46(UL 94V-0)
- 2. CONTACT MATERIAL : ROUND PINS-0.46mm DIAMETER PHOSPHOR BRONZE;
GOLD PLATING OVER NICKEL
- 3. SHIELD : 0.20mm THICKNESS COPPER ALLOY WITH NICKEL PLATED

ELECTRICAL/PHYSICAL:

- 1. VOLTAGE RATING : 125 VAC RMS
- 2. CURRENT RATING : 1.5 AMP
- 3. CONTACT RESISTANCE : 30 MILLIOHMS MAX2
- 4. INSULATION RESISTANCE : 500 MEGOHMS MIN @500V DC
- 5. DIELECTRIC WITHSTANDING RISTANCE : 1000V AC RMS 60Hz. 1MIN
- 6. DURABILITY : 750 CYCLES MIN
- 7. TEMPERATURE : -40 °C/+85°C



PC Board Layout
Component Side Shown



FSRJ4511 - x x - x x x x x x

No. Of Positions 6, 8 or 10	No. Of Contacts 4, 6, 8 or 10	Ports 1-1x1 2-1x2 4-1x4 5-1x5 6-1x6 8-1x8	Shield 0-w/O Shield 1-Full Shielded 2-Half Shielded	Peg/Tab 0-w/O Peg 1-Front Peg 3.05 2-Front Peg 3.68 3-Back Peg 3.05	Back Peg 0-w/O Back Peg 1-1 Back Peg 2-2 Back Peg 3-3 Back Peg	Plastic 1-PBT 2-PA66 3-PA46	Gold Plating 1-G/Fu" 2-3u" 3-6u" 4-15u" 5-30u" 6-50u"
---------------------------------------	---	--	---	--	---	---	--

MARK	DESCRIPTION	DATE	REVISED	APPROVED
REVISIONS				

unless otherwise specified tolerance:
MM
.00±0.25
.000±0.13
.0000±0.05

DSND	HUANGJM	DATE	2018-1-18	SCALE:	
CHKD				VIEW:	
APVD				UNIT: mm	

Dongguan Fushu Electronic Technology Co.,Ltd
Tel:0755-81765247/41 Fax:0769-81765203

FSCONN.

NAME: RJ45 SIDE ENTRY
PCB JACK
Part No: FSRJ4511-XXXXXX
Customer Part NO:(DWG NO.)